



Ohmic Reference Values Discontinued VRLA Products

Note: Values contained within this document are approximate and may vary up to +/- 20%. These values are to be used for reference only. These values cannot be used for a warranty claim. Upon installation, initial readings should be taken and used as a reference for subsequent maintenance. Capacity testing should be performed to confirm abnormal readings.

HIGH RATE SERIES



Retired High Rate Series Ohmic Reference Values

Meter Type	Midtronics	Alber	AVO Biddle
Model Number	Mhos	micro-Ohms	milli-Ohms
UPS12-100FR	603	10572	8.52
UPS12-140FR	1007	6412	4.86
UPS12-170FR	949	7006	5.49
UPS12-200FR	1138	5900	4.44
UPS12-270FR	1669	4261	3.06
UPS12-310FR	1914	3854	2.76
UPS12-370FR	2079	3517	2.44
UPS12-475FR	1844	3952	2.92
UPS12-530FR	2032	3561	2.51
UPS6-620FR	No Data	No Data	No Data

Ohmic readings should always be taken from the battery post. If this is not possible, readings can be taken from a consistent location on connectors, but never from the terminal hardware.

Note: Values are for reference only and may not be used to determine a warranty claim. Initial readings may vary +/- 20% from these reference values. Information is subject to change without notice.

MULTI PURPOSE SERIES



Retired Multi Purpose Series (MPS) Ohmic Reference Values

Meter Type	Midtronics	Alber	AVO Biddle
Model Number	Mhos	micro-Ohms	milli-Ohms
MPS12-33	876	7652	7
MPS12-50	949	7006	6
MPS12-75	1399	4875	4.5
MPS12-88	1691	4380	3.8
MPS12-100	1636	4580	3.5

Ohmic readings should always be taken from the battery post. If this is not possible, readings can be taken from a consistent location on connectors, but never from the terminal hardware.

Note: Values are for reference only and may not be used to determine a warranty claim. Initial readings may vary +/- 20% from these reference values. Information is subject to change without notice.

LONG DURATION SERIES



Retired TEL Long Duration Front Access Series Ohmic Reference Values

Meter Type	Midtronics	Alber	AVO Biddle
Model Number	Mhos	micro-Ohms	milli-Ohms
TEL12-105F	1590	4450	3.33
TEL12-150F	1555	No Data	No Data
TEL12-170F	1640	4210	3.38

Ohmic readings should always be taken from the battery post. If this is not possible, readings can be taken from a consistent location on connectors, but never from the terminal hardware.

Note: Values are for reference only and may not be used to determine a warranty claim. Initial readings may vary +/- 20% from these reference values. Information is subject to change without notice.



Retired Liberty Front Access (FAM) Ohmic Reference Values

Meter Type	Midtronics	Alber	AVO Biddle
Model Number	Mhos	micro-Ohms	milli-Ohms
FA12-100	1250	No Data	No Data
FA12-125	1345	No Data	No Data
FA12-150	1555	No Data	No Data
FAM12-100	1275	No Data	No Data
FAM12-150	1555	No Data	No Data

Ohmic readings should always be taken from the battery post. If this is not possible, readings can be taken from a consistent location on connectors, but never from the terminal hardware.

Note: Values are for reference only and may not be used to determine a warranty claim. Initial readings may vary +/- 20% from these reference values. Information is subject to change without notice.

Liberty[®] SERIES 1000

Retired Liberty 1000 Series Ohmic Reference Values

Model Number	Midtronics Conductance Mhos
LS12-25	500
LS10-25	460
LS6-50	525
LS12-55	725
LS12-80	1450
LS6-125	1345

Ohmic readings should always be taken from the battery post. If this is not possible, readings can be taken from a consistent location on connectors, but should never from the terminal hardware.

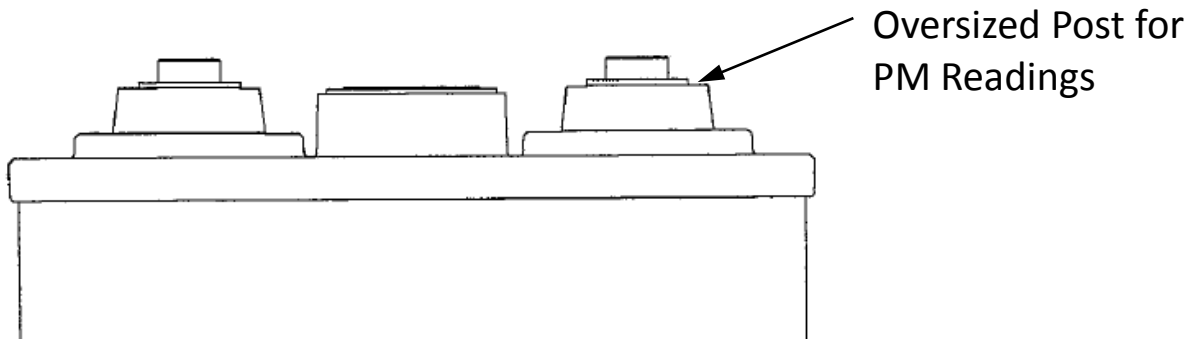
Note: Values are for reference only and may not be used to determine a warranty claim. Initial readings may vary +/- 20% from these reference values. Information is subject to change without notice.

Liberty^{SERIES} 2000

Retired Liberty 2000 (HD) Ohmic Reference Values

Meter Type	Midtronics
Model Number	Mhos
HD-350	2400
HD-460	2900
HD-580	3300
HD-810	4400
HD-1040	5800
HD-1260	6400
HD-1500	6600
HD-2000	7500

Liberty 2000 cells have oversized posts to be used for taking Impedance and Conductance values.



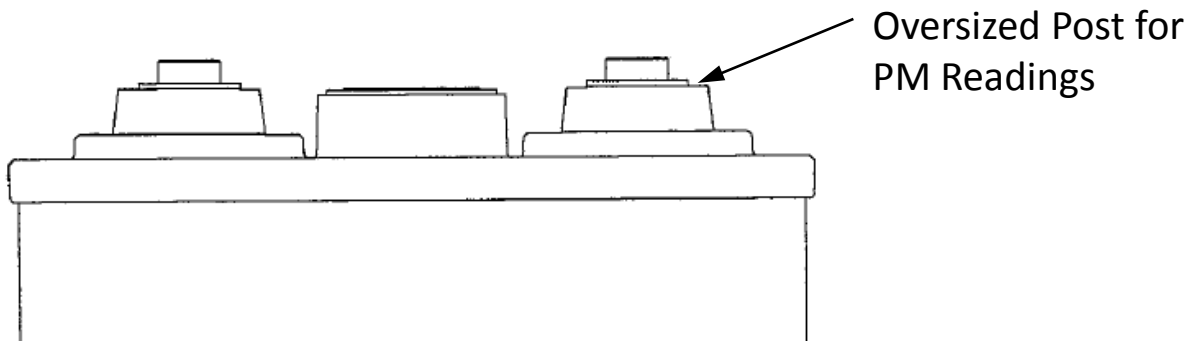
Note: Values are for reference only and may not be used to determine a warranty claim. Initial readings may vary +/- 20% from these reference values. Information is subject to change without notice.

Liberty^{SERIES} 2000

Retired Liberty 2000 (RHD) Ohmic Reference Values

Meter Type	Midtronics
Model Number	Mhos
RHD-190	1500
RHD-250	1600
RHD-315	2400
RHD-440	3100
RHD-600	3800

Liberty 2000 cells have oversized posts to be used for taking Impedance and Conductance values.



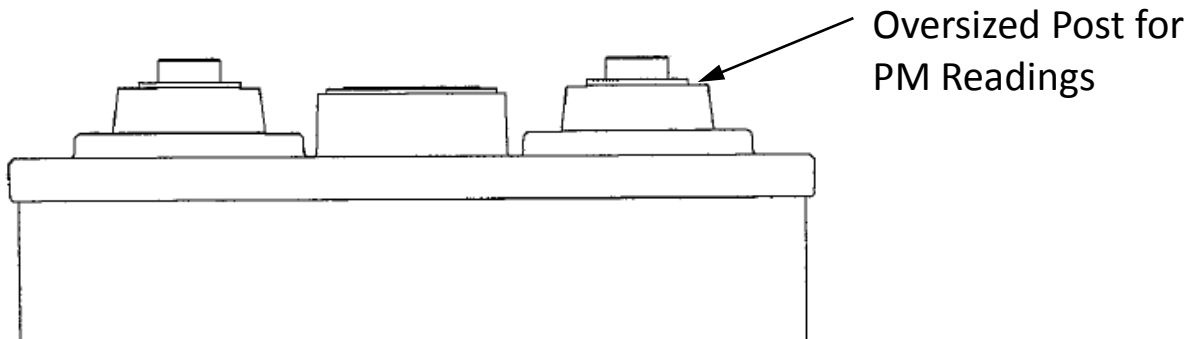
Note: Values are for reference only and may not be used to determine a warranty claim. Initial readings may vary +/- 20% from these reference values. Information is subject to change without notice.

Liberty^{SERIES} 2000

Retired Liberty 2000 (HDL) Ohmic Reference Values

Meter Type	Midtronics
Model Number	Mhos
HDL-295	2300
HDL-390	2800
HDL-490	3200
HDL-685	4300
HDL-880	5600
HDL-1070	6200
HDL-1270	6400
HDL-1700	7300

Liberty 2000 cells have oversized posts to be used for taking Impedance and Conductance values.



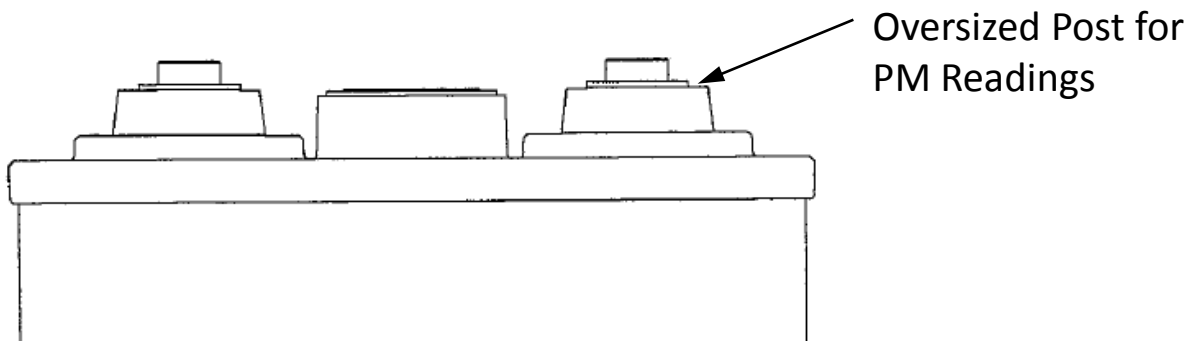
Note: Values are for reference only and may not be used to determine a warranty claim. Initial readings may vary +/- 20% from these reference values. Information is subject to change without notice.

Liberty^{SERIES} 2000

Retired Liberty 2000 (RHDL) Ohmic Reference Values

Meter Type	Midtronics
Model Number	Mhos
RHDL-160	1500
RHDL-215	1600
RHDL-270	2400
RHDL-375	3100
RHDL-500	3800

Liberty 2000 cells have oversized posts to be used for taking Impedance and Conductance values.



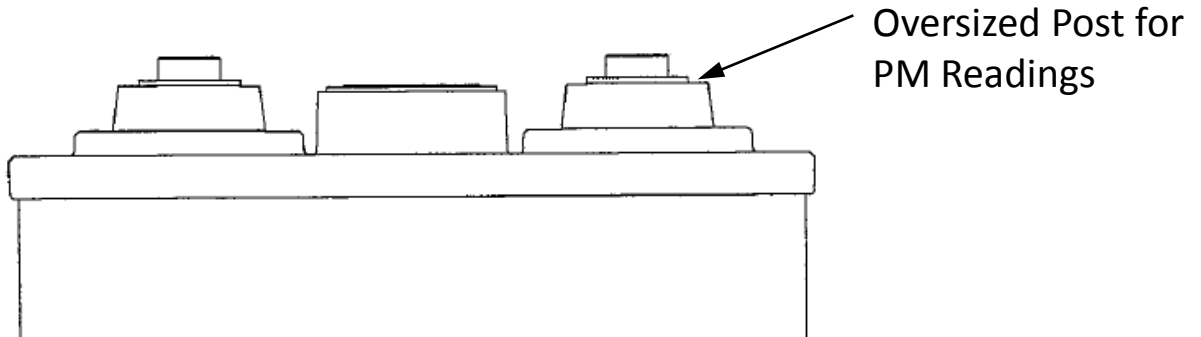
Note: Values are for reference only and may not be used to determine a warranty claim. Initial readings may vary +/- 20% from these reference values. Information is subject to change without notice.



Retired msEndur (AT) Ohmic Reference Values

Meter Type	Midtronics
Model Number	Mhos
AT-350	2400
AT-460	2900
AT-580	3300
AT-810	4400
AT-1040	5800
AT-1260	6400
AT-1500	6600
AT-2000	7500

msEndur cells have oversized posts to be used for taking Impedance and Conductance values.



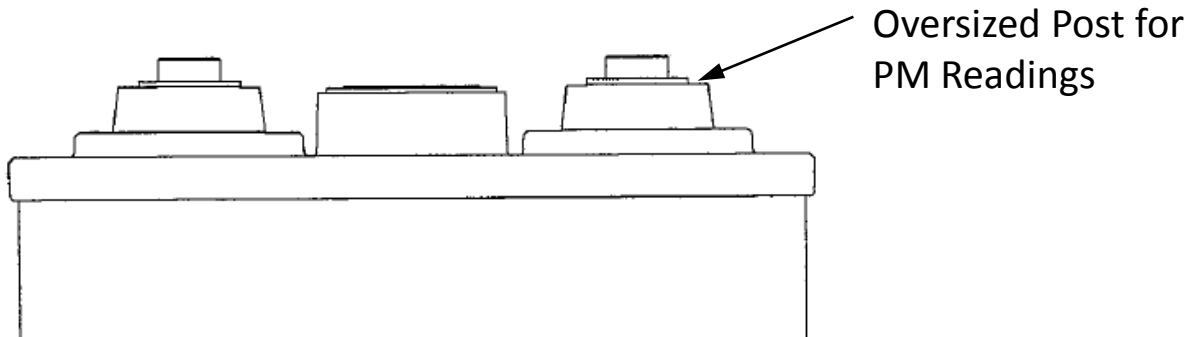
Note: Values are for reference only and may not be used to determine a warranty claim. Initial readings may vary +/- 20% from these reference values. Information is subject to change without notice.



Retired msEndur Low Gravity (ATL) Ohmic Reference Values

Meter Type	Midtronics
Model Number	Mhos
ATL-295	2300
ATL-390	2800
ATL-490	3200
ATL-685	4300
ATL-880	5600
ATL-1070	6200
ATL-1270	6400
ATL-1700	7300

msEndur cells have oversized posts to be used for taking Impedance and Conductance values.



Note: Values are for reference only and may not be used to determine a warranty claim. Initial readings may vary +/- 20% from these reference values. Information is subject to change without notice.

MSE



Retired MSE Ohmic Reference Values

Meter Type	Midtronics
Model Number	Mhos
MSE-960	4000
MSE-1040	4000
MSE-1120	4300
MSE-1200	4300
MSE-1360	4600
MSE-1440	4600

Ohmic readings should always be taken from the battery post. If this is not possible, readings can be taken from a consistent location on connectors, but never from the terminal hardware.

Note: Values are for reference only and may not be used to determine a warranty claim. Initial readings may vary +/- 20% from these reference values. Information is subject to change without notice.